


W/C 06.07.2020: Week 14: Learning Project – Space Online

Age Range: EYFS

Weekly Reading Tasks

Monday- Listen to [Whatever Next?](#)



He packed his teddy and some food and took off up the chimney...WHOOOSH!!

Baby Bear found a rocket, a space helmet and a pair of space boots.

An owl flew past. "Would you like to come to the moon with me?" said Baby Bear. "Yes please," said the owl.

"It is time to go now," said Baby Bear. Off they went and the owl flew out, "Goodbye, it was so nice to meet you," said the owl.

"I have been up the chimney. I found a rocket and went to the moon," he said. Mrs Bear laughed "You and your stories, whatever next?"

"Can I go to the Moon?" said Baby Bear. "No you can't," said Mrs Bear. "It's nearly bath time. Anyway you need to find a rocket."

Baby Bear went home and landed on the floor with a BUMP! Mrs Bear said he was very dirty. "You look like you have been up the chimney!"

Owl and Baby Bear landed on the moon. "It's a bit boring," said the owl. "Shall we have a picnic?" said Baby Bear.

Practise reading the following words. Write them onto flash cards to use at home.
Keywords: little, one, were, there, what, when, out.

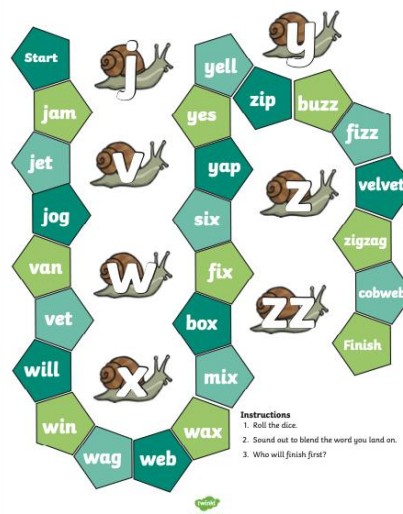
Tuesday- Visit [Storytime from Space](#) and let your child listen to the Story Time video of A Moon of My Own. Read the space sentences below.

Weekly Phonics Tasks

Monday- Play the online game '[Picnic on Pluto](#)'. If your child is not at the stage of reading independently, you could sound the words out for them to blend together.

Watch daily phonics lesson on Youtube (Letters and Sounds for home and school) Continue with flashcards to consolidate sounds. 😊 You can always watch earlier videos or indeed look at the year 1 videos if your child is secure on all phase 2 and phase 3 sounds.

j,v,w,x,y,z,zz Read and Race



Tuesday- Play 'I Spy in Space'. 'I spy, with my little eye, something beginning with f'.
CHALLENGE: You can include these sounds **ch, sh, th**.

The rocket is big.

The Sun is hot.

The rocket is fast.

The rocket is red.

Go in the ship.

Up, up, up you go.

You can jump on the Moon.

Can you see the lights?

Put the flag on the Moon.

He can run on the Moon.

Read keywords for this week (see Monday).

Sentence Substitution

Swap the underlined word with a word in the box to change the sentence.

Carl sat down on the carpet.

The sheep are in the shed.

I can see a toad on the road.

She has had lots of books.

They might meet in the town.

pool goats moon boots
farmyard chair fish car

Word and Picture Matching



cobweb



exit



zigzag



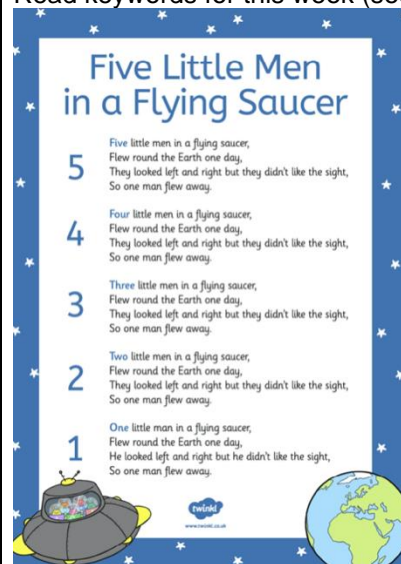
quack



moth

Wednesday- Listen to a space themed online story, [Aliens Love Underpants](#), [Roaring Rockets](#) and using the space stories as a starting point, ask your child to make up their own story about space. It could use the same characters or settings as one of the stories you have shared together.

Read keywords for this week (see Monday).




Wednesday- Write different sounds on paper (maybe re-use the sounds from a previous project). Put the sounds together to make different words only changing the initial sound e.g. t-i-n (tin), b-i-n (bin), ch-i-n (chin).

Phase 3 Pictures and Captions Matching Worksheet



Jim has seven silver coins



Boats on the river.



Clare and Sarah got wet in the rain.



Jill has fair hair but Jack has dark hair.



I can hear an owl hoot at night.

Phase 3 Pictures and Captions Matching Worksheet



I can see a pair of boots on the mat.



It has been hot this year.



The farmer gets up at six in the morning.



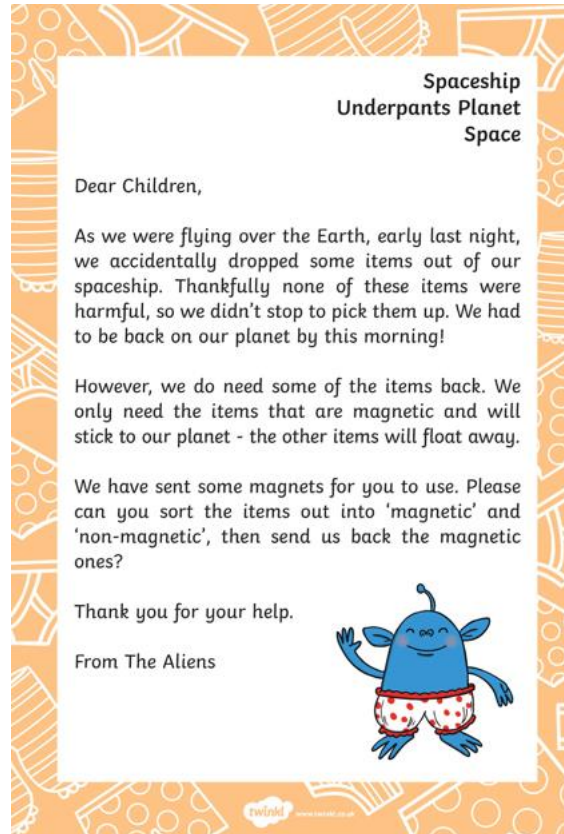
Lee had a chat with his dad.

Thursday- Ask your child to draw a picture of one of the events from their made up space story. Can they explain what's happening in the picture? Or, for more of a challenge, can they draw a book cover for their space story?

Read keywords for this week (see Monday).

Friday- Visit Oxford Owl [ebooks](#). Look at the picture book: 'In the Sky'. Talk about the story together. What is happening on each page?

Read keywords for this week (see Monday).



Thursday- Can your child list things they would see in space that begin with the letters s, p, a, c & e. Practice writing these letters in space (in the air) using their finger or a pencil and then in their book – writing them onto the line - take care with the letter 'p' as this one has a descender and comes below the line.

Friday- Play, 'Pick a Picture'. You can orally sound out the word for your child for them to blend together if they are not yet at the stage of reading independently.

fear	turn	jog
quoop 	chep 	yell
cash	join	turg 
goap 	corfer 	jure 
thip 	waiter	cure
will	weeb 	wax
yexot 	cash	wess 
shock	quoot 	zeech 
jight 	feel	farmer
chax 	church	zill 
cook	wait	pain
chang 	vam 	soap
zog 	sure	quet 
jam	pung 	shup 
yair 	high	thicker
song	thiff 	zoob 

Weekly Writing Tasks	Weekly Maths Tasks- Length and Height
<p>Monday- Ask your child to draw their own alien and label it. Can they create a fact file for their alien using sentences? E.g. My alien lives on Mars.</p> <p>Weekly Spellings: Using the ‘Look, Cover, Write, Check’ to practice this week’s spellings.</p>	<p>Monday- Time – Set a timer for a minute (or half a minute) and count how many actions your child can do in the time e.g. star jumps, hops or writing their name. <u>Encourage Mathematical thinking and reasoning:</u> Describing How many star jumps did you do? How many hops? Which did you do more of? Did you do more or fewer than last time? You did more jumps – does that mean you are getting faster or slower? <u>Reasoning</u> what do you think you can do more of in a minute, star jumps or twirls, when do you think that is? Try again - Can you do more this time? What makes you think you are getting faster? Or slower? <u>Opening Out</u> Can you think of some other actions you can do in a minute? Writing your name? Singing happy birthday all the way through? Can you put your coat and shoes on in a minute? Stand up with your eyes shut: sit down when you think a minute is over? How close were you? Did you think a minute was a shorter or longer time than it really is? <u>Recording</u> Record how many jumps you do each time, so we can track, what do the records show? White Rose Weekly Maths White Rose Maths -click for Summer Term guidance.</p>
<p>Tuesday- Write an invitation to the alien to invite them to your very own space party.</p> <div style="border: 1px solid black; padding: 10px;"> <p align="center">Design a Party Invitation</p> <p>Dear _____</p> <p align="center">You are invited to _____</p> <p>Time: _____ Date: _____ Place: _____ From _____</p> </div> <p>Weekly Spellings: Using the ‘Look, Cover, Write, Check’ to practice this week’s spellings.</p>	<p>Tuesday- Ordering familiar events – talking about days of the week and calendars. Take some photos of regular events of the day or draw some pictures with your child to make a timetable. The activity: When you are all familiar with the timetable, take all the pictures and ask your child to put them in order. Muddle them up and ask them to help you sort them. Describing: All the pictures have come off. Can we put on all the activities in order? What do we do first? Which activity do we do first/next/after/before? What day comes after today? What day will it be tomorrow? What day was it yesterday? How day comes after / before Tuesday? How many sleeps is it until the weekend? Reasoning: How do you know that goes there? First, we have lunch, then we wash our hands. Oh, that isn’t right? Why not? Is it right that we go home at the beginning of the day? Invite the children to make up ‘silly’ sequences and explain why they are silly. What things would you like to do in a day? In what order and why? What would your child’s favourite be? How many sleeps will it be to a certain event? White Rose Weekly Maths White Rose Maths -click for Summer Term guidance.</p>

Wednesday- Your child can draw out or write their own menu for an alien. What does an alien eat? Moon-burgers, star biscuits or fruit rockets. Click [here](#) for more ideas.

Weekly Spellings: Using the 'Look, Cover, Write, Check' to practice this week's spellings.

Wednesday- Comparing capacities/ counting. Set up a water tray or fill the sink with water or coloured water some plastic bottles and flasks of different dimensions including some plastic cups. **Allow you child to have free time with the containers and water!** Question – We are going on a picnic and we want to take a drink to the park (Lemonade). Which bottle will hold the most.? **Describing:** what do you notice about the bottles? How are they different? What happens if you pour this one into this other one? **Reasoning:** How can we find out which one holds the most? How do we know which one holds more? Opening out: How many cups will they each fill up? Can we put them in order from the smallest to the biggest/from which holds the most to the least? **Recording:** can we put labels on the bottles to help us remember how much is in them?

[White Rose Weekly Maths](#) [White Rose Maths](#) -click for Summer Term guidance.

Thursday- Task your child with designing their own spaceship. Can they describe how the machine would move and label it using verbs (action/doing words – such as smiling, jumping etc)?

Weekly Spellings: Using the 'Look, Cover, Write, Check' to practice this week's spellings.

Thursday- Thursday- Using resources from yesterday Allow you child to have free time with the containers and water!
How much lemonade do we have to make so that everyone gets one cup? Or Two cups? Pour one cupful of coloured water into transparent containers - some tall, thin, short, fat, flat - Discuss what happens to the water level in each and why. Think about full, empty, half full, half empty, nearly full, nearly empty, over flowing!



[White Rose Weekly Maths](#) [White Rose Maths](#) -click for Summer Term guidance.

Friday- Linked to the Aliens letter (reading activity), write a list of objects that are magnetic and not magnetic. How many objects can you list?

Weekly Spellings: Using the 'Look, Cover, Write, Check' to practice this week's spellings.

Friday- In bags, place a variety of different objects, for example, one big box, some small building blocks or many tiny gems. Invite the children to explore the bags and to predict which of the bags will be the heaviest before testing their predictions using a balance scale. Or Create moon rocks of different weights by wrapping items in tinfoil. Add some items that are large and light, such as a big polystyrene ball or small and heavy, such as a rock.

Provide a balance scale for children to weigh and compare the items. Encourage the children to make predictions and talk about what they have found out. Were they correct?

[White Rose Weekly Maths](#) [White Rose Maths](#) -click for Summer Term guidance.

Learning Project - to be done throughout the week

The project this week aims to provide opportunities for your child to learn more about space. Learning may focus on our Solar System, the Sun and the Moon. It could look at life in outer space from the view of an astronaut and travelling through space.

Remarkable Rockets

- Use junk modelling or craft items you have around your house to create your own rocket. Toilet roll tubes are a good starting point. You could have rocket races in the garden:
 - Tie a string up at an angle or use the washing line.
 - Blow up a balloon and sellotape it to your rocket. Hold the end of the balloon but do not tie it.
 - Let the balloon go and watch your rocket fly!



Make a Textured Planet

- Work with your child to create a replica of a planet. You could papier mache a balloon, or colour, paint or stick bits of materials on to the card to create textured effects. This shaving foam paint technique (see picture) creates a great textured finish when dry. Simply spray shaving foam onto a plate and drop in food colouring or poster paint.



Explore Space Online

- Support your child in looking at the Earth from space using the [Google Earth](#) programme and identifying simple features such as water.
- Can you find your home? What does your child notice about the surrounding area?

Phone Home

- Create a space phone with your child using items from around the home. Get them to practise forming numerals correctly to create the buttons.
- Make a space phone book to support roleplay. Ask your child to draw a picture of a different alien on each page and write a phone number for them.



Have a Space Themed Party/Picnic

- Support your child to use tin foil to create shiny space suits for their teddies and dolls. They could have a space-themed teddy bear's picnic afterwards where they share the biscuits in the next activity!
- Make yummy star biscuits to share at the picnic. Click [here](#) to find instructions on how to support your child in making simple star biscuits. They could share them at their space themed teddy bear's picnic. Share photographs of your space themed picnic on to Tapestry.

Mindfulness

To link to the space theme, how about helping your child make a space mobile to use as a relaxation tool. You could do this by cutting out some cardboard stars and dangling them from a coat hanger (feel free to be more creative!). Find somewhere to hang the mobile so your child can lay down underneath and gaze up at the stars. It will work well outside with a gentle breeze to make the mobile move. Encourage your child to keep their body and their mind still. Then focus on watching the stars move and the feeling of their breath entering and leaving their body. Encourage your child to stay here for as long as they find comfortable.

STEM Learning Opportunities #sciencefromhome

Mission X – Astro Agility Course

- Complete an agility course to improve movement skills, co-ordination, and speed. Record your speed and see if you can get faster with practise. See [here](#).
- Sign up and access all of the Mission X resources [here](#).

Additional learning resources parents may wish to engage with

[White Rose Maths](#) online maths lessons. Watch a lesson video and complete the worksheet (can be downloaded and completed digitally).

[Numbots](#). Your child can access this programme with their school login.

[IXL](#) Click on Maths, Reception. There are interactive games to play and guides for parents.

[Talk for Writing Home-school Booklets](#) are an excellent resource to support your child's speaking and listening, reading and writing skills.

#TheLearningProjects in collaboration with



www.robinhoodMAT.co.uk