

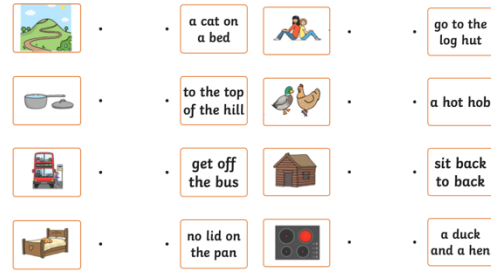


W/C 22.06.2020: Week 12: Learning Project - Around the World Online

Age Range: EYFS

Weekly Reading Tasks	Weekly Phonics Tasks
<p>Monday- Listen to stories from around the world - including: Handa's Surprise, The Tiger's Child, and If The World Were a Village.</p> <p>Practise reading the following words, write them onto flash cards to use at home. Keywords: Monday, Tuesday, Wednesday, Thursday, Friday, Saturday, Sunday</p> <p>Challenge: Can they place them in the correct order?</p>	<p>Monday- Ask your child if they can think of a fruit or vegetable for each letter of the alphabet i.e. a=apple, b=banana.</p> <p>Watch daily phonics lesson on Youtube (Letters and Sounds for home and school) Continue with flashcards to consolidate sounds. 😊 You can always watch earlier videos or indeed look at the year 1 videos if your child is secure on all phase 2 and phase 3 sounds.</p>
<p>Tuesday- Ask your child to retell the story of Handa's Surprise in their own words once they are familiar with it.</p> <p>Practise reading the following words, write them onto flash cards to use at home. Keywords: Monday, Tuesday, Wednesday, Thursday, Friday, Saturday, Sunday</p> <p>Challenge: Can they place them in the correct order?</p>	<p>Tuesday- Play Odd and Bob. Children sort real words and nonsense words by sounding out.</p> <p>Watch daily phonics lesson on Youtube (Letters and Sounds for home and school) Continue with flashcards to consolidate sounds. 😊 You can always watch earlier videos or indeed look at the year 1 videos if your child is secure on all phase 2 and phase 3 sounds.</p>
<p>Wednesday- Follow the story All Are Welcome Here with your child. Discuss how your child's school makes everybody feel welcome.</p> <p>Practise reading the following words, write them onto flash cards to use at home. Keywords: Monday, Tuesday, Wednesday, Thursday, Friday, Saturday, Sunday</p> <p>Challenge: Can they place them in the correct order?</p>	<p>Wednesday- ck,e,u,r,h,b Read and Race game - practise letter sounds, use phonic knowledge to blend the sounds together.</p> <p>Watch daily phonics lesson on Youtube (Letters and Sounds for home and school) Continue with flashcards to consolidate sounds. 😊 You can always watch earlier videos or indeed look at the year 1 videos if your child is secure on all phase 2 and phase 3 sounds.</p>
<p>Thursday- Read the story of Handa's Surprise again, look at the features of capital letters to start sentences, capital letters for names and also full stops and exclamation marks. – Cut the story up into cards – ask your child to sequence the cards in the correct order and retell the story.</p>	<p>Thursday- Encourage your child to read the caption using their phonic knowledge and match to the pictures.</p>

Practise reading the following words, write them onto flash cards to use at home.
Keywords: Monday, Tuesday, Wednesday, Thursday, Friday, Saturday, Sunday
Challenge:
Can they place them in the correct order?



Watch daily phonics lesson on Youtube (Letters and Sounds for home and school)
Continue with flashcards to consolidate sounds. 😊 You can always watch earlier videos or indeed look at the year 1 videos if your child is secure on all phase 2 and phase 3 sounds.

Friday- Play memory games, 'I went to the market, I bought... The next person repeats the above sentence remembering the items bought already and adding a new one to the list each time. Use fruits like in Handa's Surprise.

Practise reading the following words, write them onto flash cards to use at home.
Keywords: Monday, Tuesday, Wednesday, Thursday, Friday, Saturday, Sunday
Challenge:
Can they place them in the correct order?

Friday- List countries from around the world e.g. Spain, Peru. Ask your child to identify the initial sound each country begins with. Can they identify other sounds e.g. S-p-ai-n?

Watch daily phonics lesson on Youtube (Letters and Sounds for home and school)
Continue with flashcards to consolidate sounds. 😊 You can always watch earlier videos or indeed look at the year 1 videos if your child is secure on all phase 2 and phase 3 sounds.

Weekly Writing Tasks

Weekly Maths Tasks- Doubling

Monday- Encourage your child to look at the food in your kitchen and find out what countries some of it comes from. Search on a map for those countries and encourage your child to write the letter that the countries start with.

Weekly Spellings: Using the 'Look, Cover, Write, Check' to practice this week's spellings.

Monday- Double means 'twice as many' give your child the opportunity to build doubles using real objects. Mirrors are a fun way for children to 'double' the quantities they build. Encourage your child to say the doubles as they build them 3.g. double 2 is 4. Provide examples of doubles and non-doubles for the children to sort and explain. 2 dice or dominoes provide a great way to look at doubles.



Tuesday- After listening to the story Handa's Surprise, ask your child to name and draw different fruits that they know. Label them using describing words.

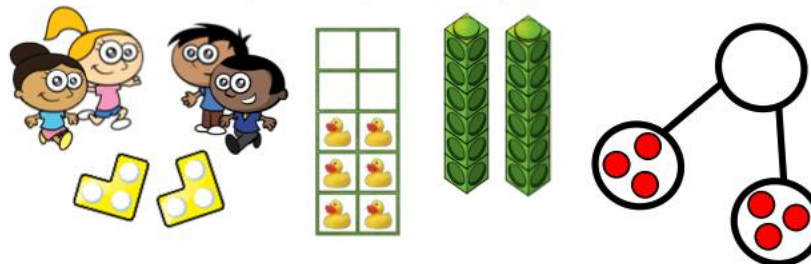
Weekly Spellings: Using the 'Look, Cover, Write, Check' to practice this week's spellings.

Tuesday- Tell a story of someone having trouble looking after two dogs who will not do what they are told. Then they get given two more dogs to look after – now they have four and they have 'double trouble'! What about if they have three dogs – how many would be double trouble? Ask your child to model doubling numbers up to 5 on their fingers and to select images to match the story numbers e.g. dominoes and dot patterns.

What do you notice about the numbers and their patterns?

What do you have to do when you double? How do you know a number is a double?

Allow the children to explore different ways to build doubles using real objects and practical equipment.



Wednesday- Ask your child to play in role as Handa from Handa's Surprise. Ask them questions and they must answer as Handa e.g. 'Handa, what is your favourite fruit?' They might answer by saying 'My favourite fruit is tangerines. I was very excited to find lots of them'.

Weekly Spellings: Using the 'Look, Cover, Write, Check' to practice this week's spellings.

Wednesday- Sit opposite to your child, set out a small quantity of small items like pebbles. As you child to make the same quantity and therefore doubling it. You could use fingers to match.



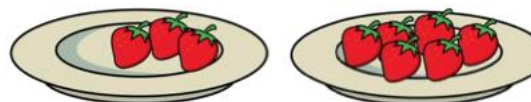
Thursday- Your child can draw a picture of a suitcase and all the things they might take on holiday. **CHALLENGE:** Ask your child to label the items.

Weekly Spellings: Using the 'Look, Cover, Write, Check' to practice this week's spellings.

Thursday Halving

Show your child a plate of strawberries (or other small fruit). Explain that you are going to share them into 2 equal groups so there will be half for you and half for your child. Put a handful straight onto each plate without counting – make sure one plate has more strawberries than the other. Ask if that is fair? Prompt your child to show you how to make it fair.

Repeat with 3 and 4 plates



They could share out the cards or dominoes before playing a game. Prompt the children to notice that sometimes they can make equal groups and sometimes they have items left over.

Friday- Ask your child to pretend they are on holiday. Get them to make a postcard to send to someone at home. Ask your child to draw a picture of what they are doing on holiday. Can they make a list of what they are doing?

Weekly Spellings: Using the 'Look, Cover, Write, Check' to practice this week's spellings.

Friday- Teddy Bear Picnic -Provide 2 teddy bears, 2 plates and small even quantities of loose parts to represent different food items. Ask your child to share out the loose parts fairly so that each teddy gets the same. What will happen if another teddy joins the picnic?



Learning Project - to be done throughout the week




The project this week aims to provide opportunities for your child to learn more about countries and cities around the world. Learning may focus on different cultures and traditions, famous landmarks, food and clothing.

Flags

- Look at flags from around the world. Discuss which are your child's favourites and why? Ask your child to design and make their own flag using 2d shapes.

Food Tasting

- Find some different foods/fruits from around the world and taste each one. These might include: pizza (Italy), curry (India) and taco (Mexican) or the fruits from the story Handa's Surprise. Your child can create a chart putting a tick next to each food they like and a cross next to the foods they dislike over the course of the week.

Dishes from around the world.	✓ or X
 pizza	
 curry	
 Hot dog	



Pleasing Puppets

- Make your own Handa's Surprise character puppet.

Where in the World?

- Discuss with your child where your family comes from in the world. If you have them available, show your child photographs of where you, or their grandparents, grew up. This might be similar to where they live now or completely different. Encourage your child to think about the differences between the places. Share your family photographs on Twitter at [#TheLearningProjects](#) so children can compare their own family origins with others.

Mindfulness

- Help your child find a safe space where they can lie down quietly with their eyes closed for a few minutes (this is a lovely activity to do outside if the weather is good).
- Ask them to take a few deep breaths to relax their body. Tell them to imagine they are on a magic carpet that can fly anywhere in the world. Where would they like to go? Will it be somewhere warm, or somewhere cold, or maybe they would like to travel into space. Encourage your child to imagine how it feels as the magic carpet lifts them off the ground and up into the sky. Can they feel the wind on their skin, hear the birds flying past or sense damp clouds moving close by? Tell them the magic carpet is now flying closer to the ground near their chosen destination. Ask them to imagine looking down over the edge of the carpet. What can they see? What can they hear? How does it make them feel?
- Encourage your child to take slow, deep breaths as they carry on their magical journey for as long as they like.
- If your child finds it difficult to close their eyes and imagine somewhere else in the world, you could show them some photographs, or pictures in a book, and then try the activity again.

STEM Learning Opportunities #sciencefromhome

Engineering Around the World – Bridges

- A bridge helps people move over obstacles like a river, a valley or a busy road. The world's longest bridge is in China and is 164.8km long. It would take more than two days to walk the length of this bridge. Do you have any bridges near your home? What do they look like?
- Try building a bridge out of paper, Lego or any other building materials you might have at home. Your bridge needs to be big enough for a toy car or small toy to travel over.

Additional learning resources parents may wish to engage with

[White Rose Maths](https://whiterosemaths.com/homelearning/early-years/) online maths lessons. Watch a lesson video and complete the worksheet (can be downloaded and completed digitally).

<https://whiterosemaths.com/homelearning/early-years/>

[Numbots](#). Your child can access this programme with their school login.


[IXL](#). Click on Maths, Reception. There are interactive games to play and guides for parents.

[Talk for Writing Home-school Booklets](#) are an excellent resource to support your child's speaking and listening, reading and writing skills.



www.robinhoodMAT.co.uk

HANDA'S SURPRISE



I wonder which fruit she'll like best?




Will she like the soft yellow...



or the sweet-smelling...



Will she like the round juicy...



or the ripe red...



Will she like the spiky-leaved...



the creamy green...



Which fruit will Akeyo like best?



"I've bought you a ..."



"Hello, Akeyo"



"My favourite"

"That is a..."



TANGERINES